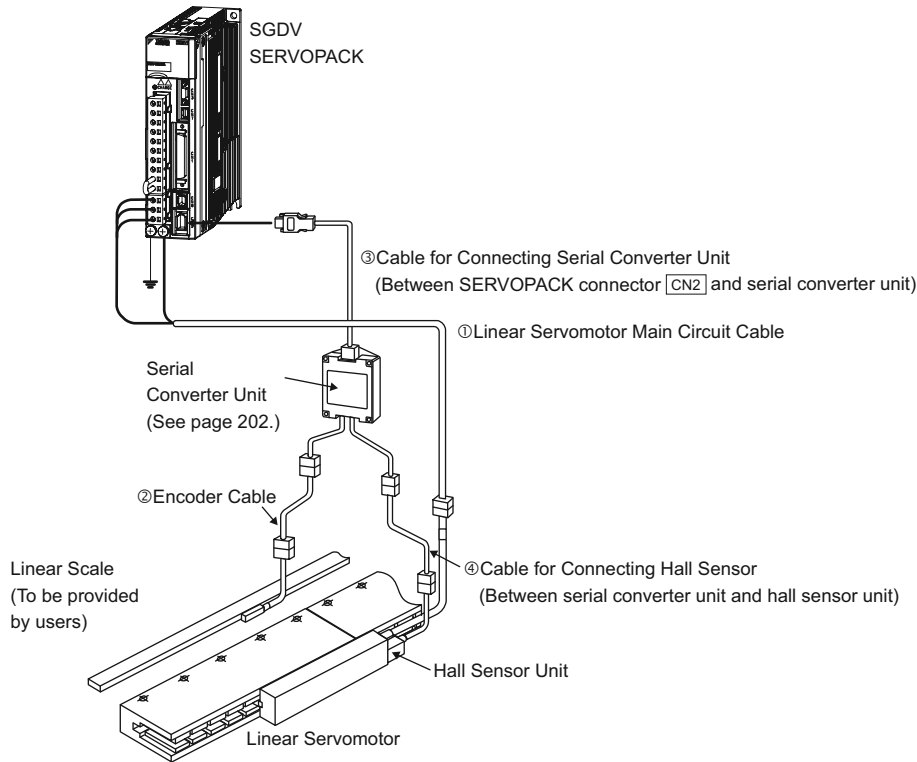


Selecting Cables

● Cables Connections



● Cables

Name	Applicable Linear Servomotor Model	Length	Order No.	Specifications	Details
① Linear Servomotor Main Circuit Cables	SGLGW-30,-40,-60	1 m	JZSP-CLN11-01-E		(1)
		3 m	JZSP-CLN11-03-E		
		5 m	JZSP-CLN11-05-E		
		10 m	JZSP-CLN11-10-E		
		15 m	JZSP-CLN11-15-E		
		20 m	JZSP-CLN11-20-E		
	SGLGW-90	1 m	JZSP-CLN21-01-E		(2)
		3 m	JZSP-CLN21-03-E		
		5 m	JZSP-CLN21-05-E		
		10 m	JZSP-CLN21-10-E		
		15 m	JZSP-CLN21-15-E		
		20 m	JZSP-CLN21-20-E		
	SGLGW -30□□□□□□D -40□□□□□□D -60□□□□□□D	1 m	JZSP-CLN14-01-E		(3)
		3 m	JZSP-CLN14-03-E		
		5 m	JZSP-CLN14-05-E		
		10 m	JZSP-CLN14-10-E		
		15 m	JZSP-CLN14-15-E		
		20 m	JZSP-CLN14-20-E		

*1: Connector by Tyco Electronics AMP K.K.

*2: Connector by Interconnectron GmbH

(Cont'd)

NOTE: Shaded items are non-stock.

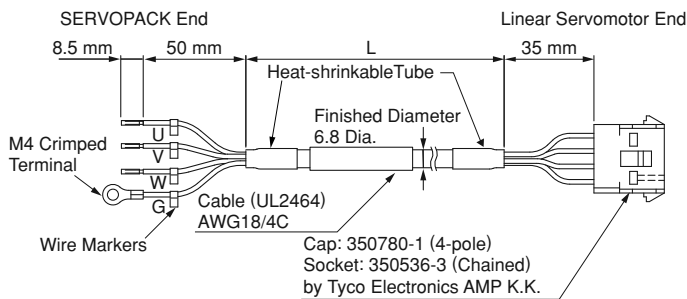
Selecting Cables

● Cables

Name	Applicable Linear Servomotor Model	Length	Order No.	Specifications	Details
② Encoder Cables	All models	1 m	JZSP-CLL00-01-E		(4)
		3 m	JZSP-CLL00-03-E		
		5 m	JZSP-CLL00-05-E		
		10 m	JZSP-CLL00-10-E		
		15 m	JZSP-CLL00-15-E		
③ Cables for Connecting Serial Converter Units	All models	1 m	JZSP-CLP70-01-E		(5)
		3 m	JZSP-CLP70-03-E		
		5 m	JZSP-CLP70-05-E		
		10 m	JZSP-CLP70-10-E		
		15 m	JZSP-CLP70-15-E		
		20 m	JZSP-CLP70-20-E		
④ Cables for Connecting Hall Sensors	All models	1 m	JZSP-CLL10-01-E		(6)
		3 m	JZSP-CLL10-03-E		
		5 m	JZSP-CLL10-05-E		
		10 m	JZSP-CLL10-10-E		
		15 m	JZSP-CLL10-15-E		

(1) Linear Servomotor Main Circuit Cables: JZSP-CLN11-□□-E

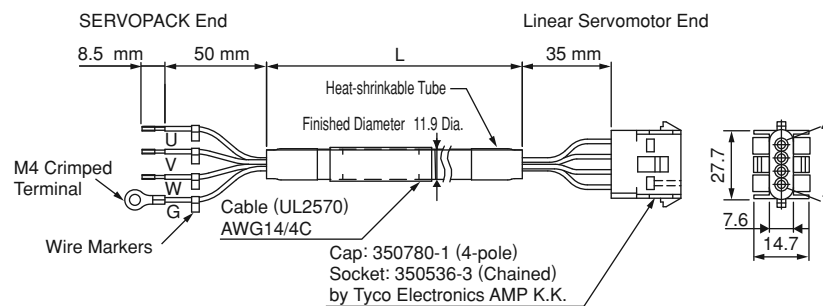
· Wiring Specifications



SERVOPACK-end Leads		Linear Servomotor-end Connector	
Wire Color	Signal	Signal	Pin. No.
Red	Phase U	Phase U	1
White	Phase V	Phase V	2
Blue	Phase W	Phase W	3
Green/yellow	FG	FG	4

(2) Linear Servomotor Main Circuit Cables: JZSP-CLN21-□□-E

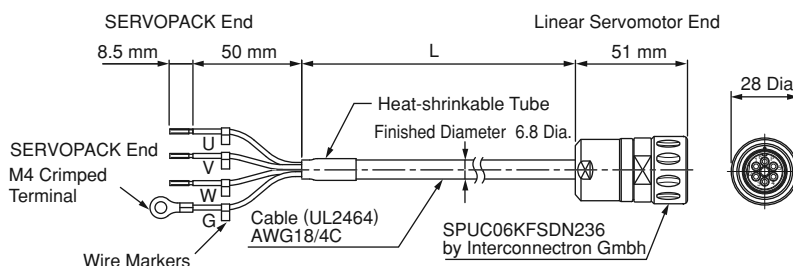
· Wiring Specifications



SERVOPACK-end Leads		Linear Servomotor-end Connector	
Wire Color	Signal	Signal	Pin. No.
Red	Phase U	Phase U	1
White	Phase V	Phase V	2
Blue	Phase W	Phase W	3
Green/yellow	FG	FG	4

(3) Linear Servomotor Main Circuit Cables: JZSP-CLN14-□□-E

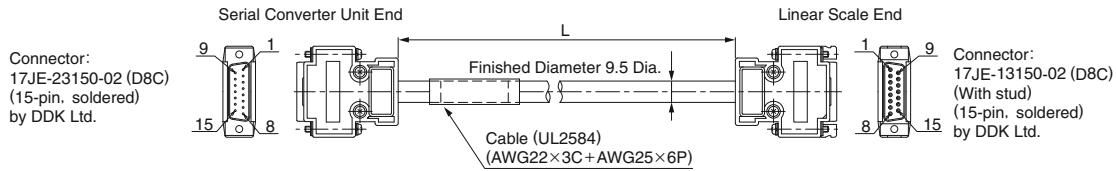
· Wiring Specifications



SERVOPACK-end Leads		Linear Servomotor-end Connector	
Wire Color	Signal	Signal	Pin. No.
Black (White 1)	Phase U	Phase U	1
Black (White 2)	Phase V	Phase V	2
Black (White 3)	Phase W	Phase W	3
Green/yellow	FG	—	4
		—	5
		FG	6

Selecting Cables

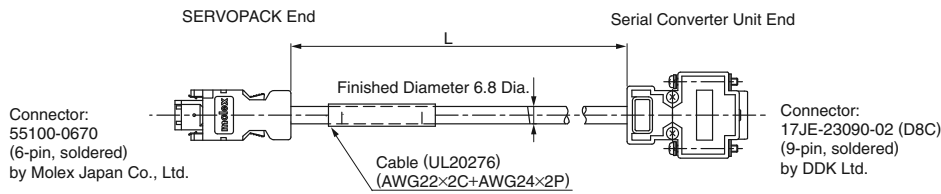
(4) Encoder Cables: JZSP-CLL00-□□-E



· Wiring Specifications

Serial Converter Unit End		Linear Scale End	
Pin No.	Signal	Pin No.	Signal
1	/Cos (V1-)	1	/Cos (V1-)
2	/Sin (V2-)	2	/Sin (V2-)
3	Ref (V0+)	3	Ref (V0+)
4	+5V	4	+5V
5	5Vs	5	5Vs
6	BID	6	BID
7	Vx	7	Vx
8	Vq	8	Vq
9	Cos (V1+)	9	Cos (V1+)
10	Sin (V2+)	10	Sin (V2+)
11	/Ref (V0-)	11	/Ref (V0-)
12	0V	12	0V
13	0Vs	13	0Vs
14	DIR	14	DIR
15	Inner	15	Inner
Case	Shield	Case	Shield

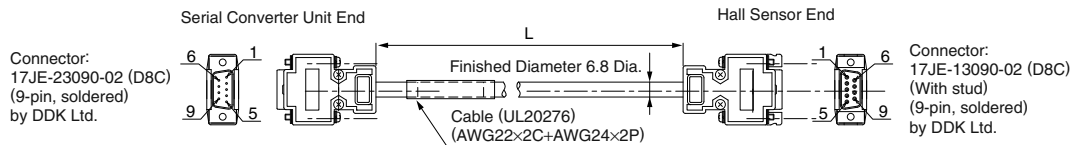
(5) Cables for Connecting Serial Converter Units: JZSP-CLP70-□□-E



· Wiring Specifications

SERVOPACK End			Serial Converter Unit End		
Pin No.	Signal	Wire Color	Pin No.	Signal	Wire Color
1	PG5V	Red	1	+5V	Red
2	PG0V	Black	5	0V	Black
3	-	-	3	-	-
4	-	-	4	-	-
5	PS	Light blue	2	Phase S output	Light blue
6	/PS	Light blue/white	6	Phase /S output	Light blue/white
Shell	Shield	-	Case	Shield	-
			7	-	-
			8	-	-
			9	-	-

(6) Cables for Connecting Hall Sensors: JZSP-CLL10-□□-E



· Wiring Specifications

Serial Converter Unit End		Hall Sensor End	
Pin No.	Signal	Pin No.	Signal
1	+5V	1	+5V
2	Phase U input	2	Phase U input
3	Phase V input	3	Phase V input
4	Phase W input	4	Phase W input
5	0V	5	0V
6	-	6	-
7	-	7	-
8	-	8	-
9	-	9	-
Case	Shield	Case	Shield